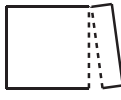

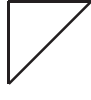
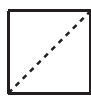
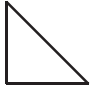



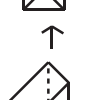





Make a "Cootie Catcher"

-  Tear off the end piece along the perforation.
-  Lay the square piece on the table so that the side you like is NOT showing.
-  Fold one corner over to the opposite corner. NOTE: On each step, fold very carefully and match edges exactly to make the best cootie catcher.
-  Unfold.
-  Fold so the other two corners match up.
-  Unfold.
-  Fold each corner of the paper to the center. Do not unfold.
-  Flip the whole thing over.
-  Fold each corner to the center. Do not unfold.
-  Undo the last fold.
-  Slip your thumbs and pointer fingers under the four square flaps.
-  Fold in half again the other way across the paper to again make a rectangle with two squares showing on top. Do not unfold.

Evaporation

...up to the sky



Reservoir

How is a reservoir like a bank?
Water is stored in a reservoir like money is stored in a bank.



Rockies

Water from the Rockies travels across the desert to San Diego through...

The Colorado River Aqueduct



Collection

...then water's back on the ground




H₂O

What is H₂O?
H is for hydrogen
O is for oxygen
Put them together and what do you know that's H₂O



ICE WATER!

A ball of snow
The kind you throw
That is solid not...Gas



Solid

Solid water is called...

Gas

Water as a gas is called...

A boiling pot
Steaming hot
Okay say it, that's...Gas!



The California Aqueduct

A wall that blocks water and forms a reservoir



Dam

What is a dam?



Liquid

Liquid water is called...

UP HIGH

...a cloud up high



Sierras

Water from the Sierras travels from Northern California to Southern California through...



Precipitation

...the drops fall down



Water Cycle Cootie Catcher Game



- 1 Find a partner.
- 2 Have your partner choose one of the four squares.
- 3 Open your catcher (front to back, then side to side) as you spell out the word on the chosen square.
- 4 Next have your partner point to one of the four triangles that are showing inside the catcher.
- 5 Open your catcher (front to back, then side to side) as you spell out the word on the chosen triangle.
- 6 Once again, have your partner point to one of the four triangles that are showing inside the catcher.
- 7 Read the question on the chosen triangle and see if your partner can answer it.
- 8 Then open the flap to reveal the answer underneath.

Water Police Cootie Catcher Game



- 1 Find a partner.
- 2 Have your partner choose one of the four squares.
- 3 Open your catcher (front to back, then side to side) as you count to the number on the hat.
- 4 Next have your partner point to one of the four triangles that are showing inside the catcher.
- 5 Open your catcher (front to back, then side to side) as you spell out the word on the chosen triangle.
- 6 Now have your partner point to a triangle that they think shows someone using water wisely.
- 7 Then open the flap to see if your partner made a wise choice.

Song lyrics by Mark Beckwith
© 2006 All rights reserved.

Squares:

- 1 Police Water
- 2 Rain
- 3 Police Water
- 4 Police Water
- 5 Police Water
- 6 Dry
- 7 Police Water
- 8 Police Water

Triangles:

- STOP! Please use less water
- NICE! You make every drop count
- Half
- Off
- OOPS! Do not water the grass when it rains
- Wow! You know how to save water
- YEAH! Good choice!
- Oh No! Turn the faucet off
- Thank you for saving water
- Don't let the water run
- YES! Thank you for saving water
- Uh Oh! Turn the faucet off
- Run
- On